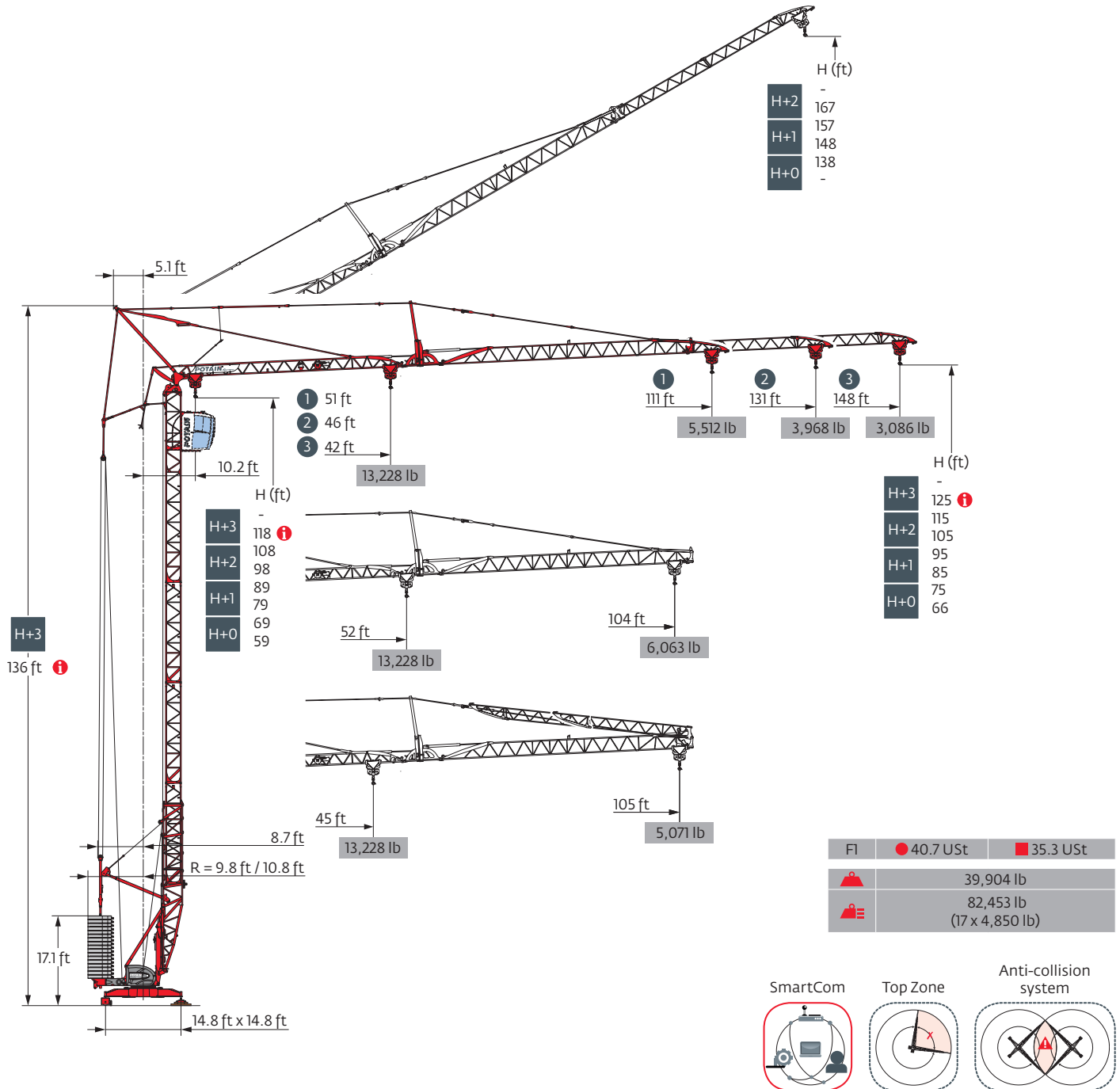












Igo T 85 A

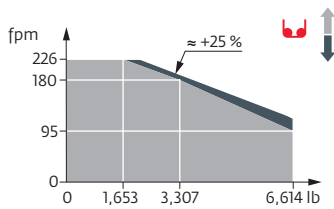


Mechanisms

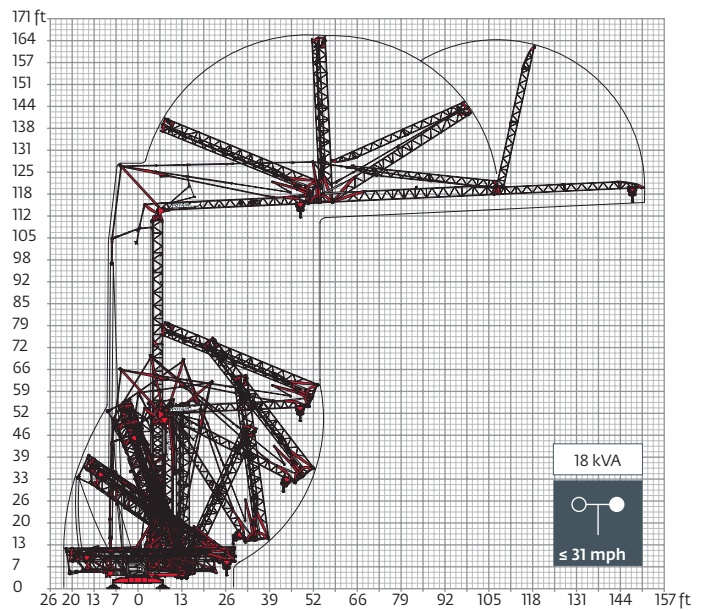
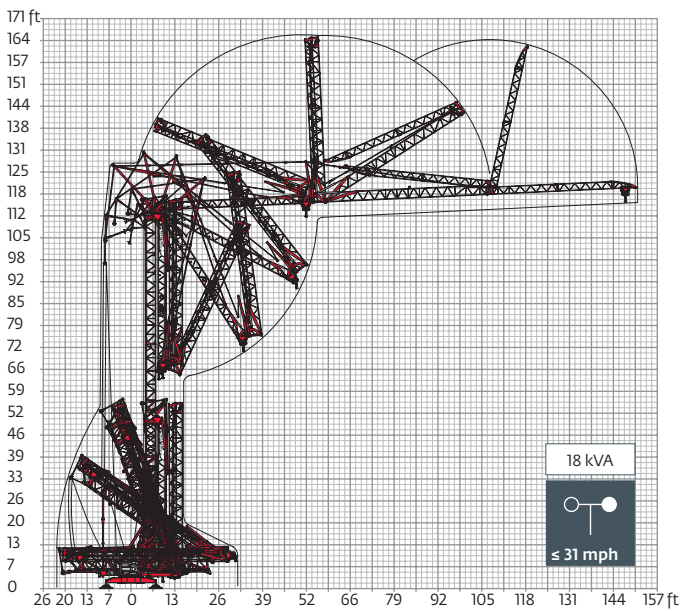
480 V - 60 Hz													hp	kW
	20 LVF 15 Optima	fpm	11	56	95	180	226	5	28	48	90	113	20	15
		lb	6,614	6,614	6,614	3,307	1,653	13,228	13,228	13,228	6,614	3,307		
	5 DVF 5	fpm	49 - 98 - 131 (4,409 → 13,228 lb) 49 - 98 - 180 (0 → 4,409 lb)									5.5	4	
	RVF 151 Optima+	rpm	0 → 0.8									5.5	4	
	TVF 324	fpm	82									2 x 4	2 x 3	

 IEC 60204-32	 kVA
480 V (+6% -10%) 60 Hz	 22 kVA  25 kVA

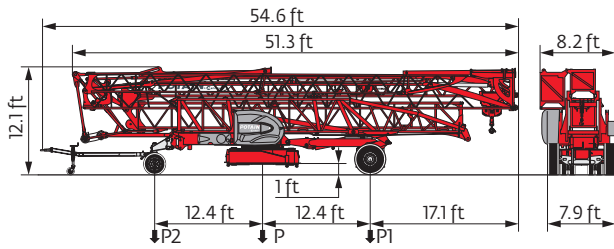
20 LVF 15 Optima



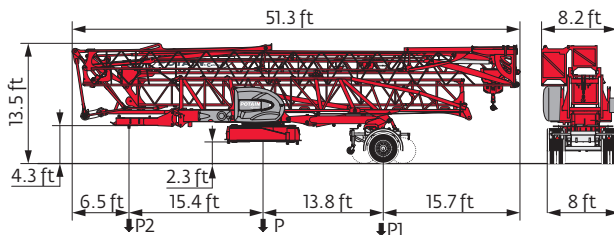
Erection



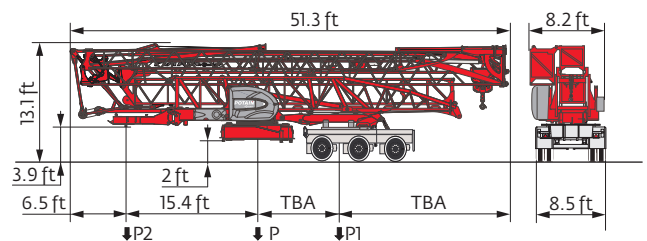
Transport



	mph	P (lb)	P1 (lb)	P2 (lb)
DJ100/S120	6	42,682	25,333	17,348
DJ105/S125	15.5	43,321	25,796	17,524
..... /..... ⓘ				



	mph	P (lb)	P1 (lb)	P2 (lb)
SL121/J135	15.5	44,533	28,219	16,314



	P (lb)	P1 (lb)	P2 (lb)
North America Highway Axle	ⓘ	ⓘ	ⓘ

- R Rear slewing radius
- Reactions in service
- Reactions out of service
- ▲ Weight without load, without ballast, without transport axles, with max. jib and standard height
- Total ballast weight
- Standard equipment
- Options
- kVA Required power
- ⓘ Consult us
- Hoisting
- Trolleying
- Slewing
- Travelling

⚠ This commercial document is not legally binding. For any technical information, please refer to the corresponding instructions.

